

NETOP® Vision™ Classroom Management Software

The #1 choice of teachers, Netop Vision is the most popular brand of classroom management software because it makes teaching with computers easier and more effective. Vision gives teachers complete control over classroom computers from an easy-to-use console that shows each student computer screen. Monitor student progress, engage students with on-screen demonstrations, control web browsing and guide student learning from your computer. There is no easier way to teach with technology.

Engage the entire class

Demonstrate directly on student computers with screen-sharing technology that engages student attention, increases comprehension and improves retention of key concepts.

Guide student learning

Use chat to help any student through a tough problem right from the teacher's desk or take remote control of the student's computer to demonstrate a solution.

Focus student attention

Launch files, applications and web sites on student computers and block out distractions. Vision helps teachers make the most of valuable class time and keep the whole class learning together.

Supervise student computer use

Monitor the whole classroom from the teacher's computer. Keep an eye on web browsing, identify students who need extra help and improve classroom time on task.

Control classroom web browsing

Guide students to appropriate web sites, filter out the rest. Vision gives teachers instant control over student Internet access. Apply web filters or block Internet access with one click.

Unique push-button controls

Vision is available with the Netop TeachPad, the one-of-a-kind tool that provides push-button control over classroom computers.

BENEFITS

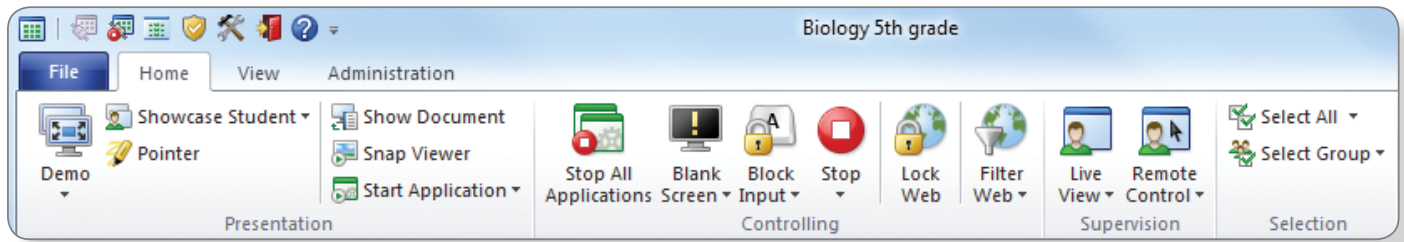
- Engages students
- Reduces distractions
- Ensures appropriate use of school computers
- Keeps students on task
- Makes teaching more effective
- Boosts classroom productivity
- Inspires student learning
- Increases retention rates
- Proven to improve student performance

"I have been a teacher for 23 years and have not found a tool that has made more of a profound difference in my classroom."

MARK RISENHOOVER - ANDREWS HIGH SCHOOL

"We found that because the students are distracted less, receive more attention from the teachers and remain on task longer, they're finishing their assignments faster and with better results."

PETE BACCILE - HORNEILL CITY SCHOOL DISTRICT



Demo

Give every student a front-row seat by presenting lessons directly on student computer screens



Showcase Student:

Build confidence when you let students share their work on every computer screen in class



Pointer

Annotate lessons in any application with more than 20 shapes and highlighters



Start Application

Save time by opening the correct application on every student computer simultaneously



Stop All Applications

Block student access to applications with one click while you're teaching or giving directions



Blank Screen

Focus student attention at the beginning of class or while giving directions by blanking computer screens



Block Input

Remove student distractions by locking keyboards and mice during instruction time



Stop

Stop the currently active Vision controls on classroom computers, for selected students or the whole class



Lock Web

Turn student web browsing on or off for one student or the whole class from the teacher's computer



Filter Web

Easily create lists of teacher-approved web sites, right from your browser to guide student Internet use



Live View

See any student screen in high-quality, larger screen in real time in a new window



Remote Control

Work through a problem with a student or take control of a student's computer to demonstrate a solution



"Now I can really focus on the grade level expectations that the state requires. It's much easier to meet the technology goals and standards for our school curriculum by ensuring that each student is both exposed to and proficient in computer skills."

A. JARET TOMLINSON - ORRICK HIGH SCHOOL

1- Demonstrate:

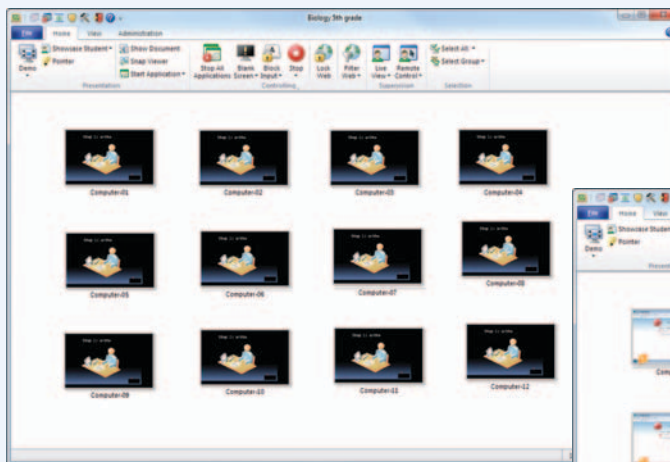
- Use the Demo button to share the teacher's screen to all student screens in the classroom.
- Use the Showcase Student button to allow a single student to share his or her screen with the rest of the class.

2- Guide and control Internet access:

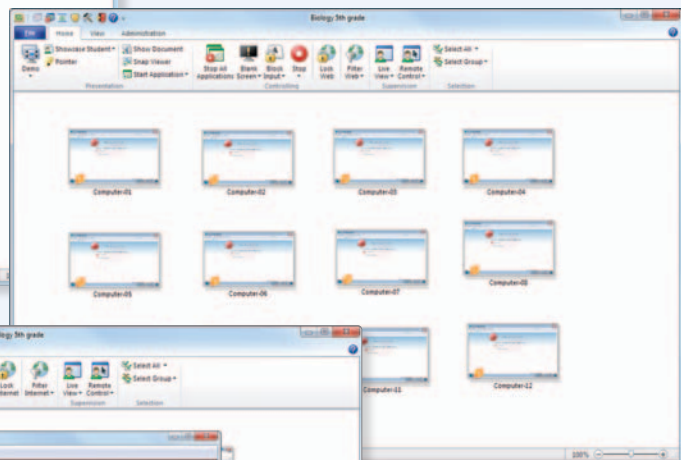
- Use site lists to allow only teacher-selected websites.

3- Live view of student computers:

- Use the Live View button to start supervising a selected computer in a new, larger window in real-time.



1 - Give every student a front-row seat by presenting lessons directly on student computer screens



2 - Easily create lists of teacher-approved web sites, right from your browser to guide student Internet use

3 - See any student screen in a high-quality, larger screen in real time in a new window



"Now I can really focus on the grade level expectations that the state requires. It's much easier to meet the technology goals and standards for our school curriculum by ensuring that each student is both exposed to and proficient in computer skills."

Options to Enhance Your Vision Classroom



Netop TeachPad - The Netop TeachPad is the one-of-a-kind tool that offers teachers push-button control over the most essential classroom management functions. Demonstrate, blank screens, supervise computers and turn web surfing on or off with one touch. This unique hardware device makes it easy for any educator to teach effectively with technology, regardless of their technical ability. Effortlessly engage the whole class and eliminate distractions instantly with the Netop TeachPad.



Netop Vision@Hand - Vision@Hand is the free software extension to Vision Pro that brings classroom management to your PDA, Smartphone or other wireless device. Designed for teachers who want to maintain control over student computers while moving freely around the room, this innovative addition is unique to Vision Pro. Get your class's attention, demonstrate student work and control web browsing from anywhere in your classroom with Vision@Hand.



EXTEND YOUR REACH

Vision Pro has the most comprehensive feature set to help you reach more students in almost any learning environment. Vision Pro supports multiple classrooms and communicates easily across local and wide area networks, as well as giving educators a wide range of connection options to support mobile computing.

"Finally I am able to supervise my entire class while helping individual students at the same time. Vision is really great!"

BARBARA WEGER - SCHOOL OF ECONOMICS AND BUSINESS
BERN, SWITZERLAND

NETOP VISION SYSTEM REQUIREMENTS

Wired Network

10 Mbps full duplex; 10 Mbps or higher recommended

Teacher Operating System

Windows 2000, XP, Vista, or 7

Student Operating System

Windows 98, Me, 2000, XP, Vista, or 7. Vision supports classrooms with a combination of operating systems.

Processor

Intel® Pentium® III processor or equivalent; 500MHz or higher

Memory

64 MB RAM; 128 MB and higher recommended

Hard Disk

30 MB of available hard disk space

Video Display

Any 100% VGA compatible graphics adapter supported by Windows



www.netop.com